

**Stadium Manager's Monthly Report
Regular Session
January 30, 2020**

A. ADMINISTRATIVE

1. Annual Financial Audit by N&K CPAs, Inc.

N&K CPAs has completed the annual financial independent audit for fiscal year 2019. The audit began in June 2019 and was completed by November 30, 2019.


- a. **Purpose of the Audit:** Is to form an opinion on the fairness of the presentation of the Authority's financial statements with the following objectives:
- To provide an opinion of the fair presentation of the Authority's financial statements as of and for fiscal year ending June 30, 2019.
 - Consideration of the Authority's internal control over financial reporting.
 - Perform tests of the Authority's compliance with certain provisions of laws, regulations, contracts, and grants, where noncompliance could a material effect on the financial statement amounts.
- b. **Findings:** There were no significant deficiencies. There were two material misstatements: Both misstatements relate to unrecorded liabilities/capital asset incurred after year-end that relate to the audited fiscal year.
- One unrecorded capital addition in the amount of \$1.4M resulted in a capital asset understatement. The Authority will continue to work closely with DAGS Public Works Division to ensure up-to-date information is furnished and reported.
 - One unrecorded liability involving an adjustment to record additional workers' compensation liability and related expense of \$222,000. The Authority will continue to work closely with DHRD Employee Claims Division to ensure up-to-date information is furnished and reported.
- The Authority will continue to work closely and coordinate with DAGS Public Works and DHRD Employee Claims Division (Workers' Compensation) to capture these items.
- c. **Auditor's Opinion:** The Authority received an unmodified opinion that the financial statements were presented fairly, in all material respects, in accordance with generally accepted accounting principles.

**Attached are the office of the Auditor's two-page summary and a letter to the Stadium Authority Board from N&K CPAs, Inc. summarizing the audit. The complete Financial Audit of the Stadium Authority report may be viewed on the State of Hawaii Office of the Auditor's website: <https://auditor.hawaii.gov/>

B. Emergency Appropriation to Increase the Stadium Authority's Special Fund Ceiling (\$ 307 M) for Fiscal Year 2020.

We are requesting to increase the Stadium Authority Special Fund ceiling for fiscal year 2020 by \$1,137,708.00. The increase will provide the Authority with the additional ceiling required to address expenditures through the end of FY 2020. Currently, the Authority is assessing whether a ceiling increase for FY 2021 supplemental budget year is necessary. Attached is the memo detailing items comprising the emergency appropriation.

STATE OF HAWAII
OFFICE OF THE AUDITOR
465 S. King Street, Room 500
Honolulu, Hawaii 96813-2917



LESLIE H. KONDO
State Auditor
(808) 587-0800
lao.auditors@hawaii.gov

January 17, 2020

VIA EMAIL (scott.l.chan@hawaii.gov)

Scott L. Chan, Stadium Manager
Aloha Stadium
P.O. Box 30666
Honolulu, Hawaii 96820-0666

RE: Financial Audit of the Stadium Authority

Dear Manager Chan:

As you know, the financial audit of the Stadium Authority for the fiscal year ended June 30, 2019, was issued by N&K CPAs, Inc. on December 10, 2019. We have transmitted a copy of the report to administration and legislators. For your information, we are attaching a copy of the two-page Auditor's Summary.

You may view the financial audit report and Auditor's Summary on our website at:

http://files.hawaii.gov/auditor/Reports/2019_Audit/Stadium2019.pdf; and

http://files.hawaii.gov/auditor/Reports/2019_Audit/Stadium_Summary_2019.pdf.

If you have any questions about the report, please contact me.

Very truly yours,

A handwritten signature in blue ink, appearing to be 'LH Kondo', is written over the typed name.

Leslie H. Kondo
State Auditor

LHK:RTS:emo

Attachment

Auditor's Summary

Financial Audit of the Stadium Authority

Financial Statements, Fiscal Year Ended June 30, 2019



PHOTO: ALOHA STADIUM

THE PRIMARY PURPOSE of the audit was to form an opinion on the fairness of the presentation of the financial statements for the Stadium Authority, as of and for the fiscal year ended June 30, 2019. The audit was conducted by N&K CPAs.

About the Authority

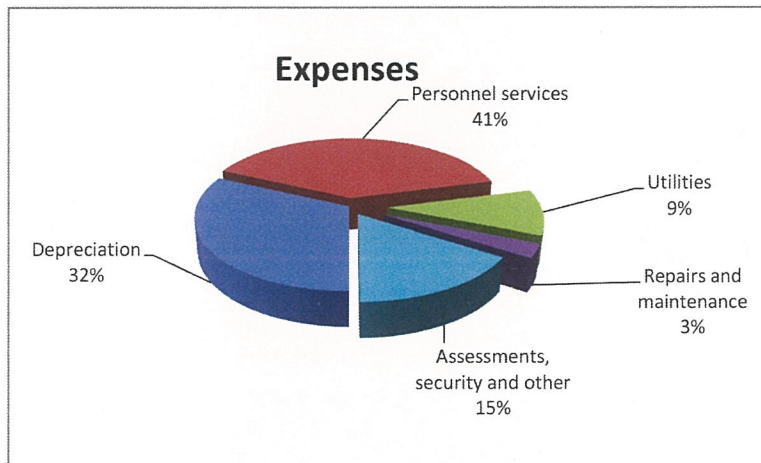
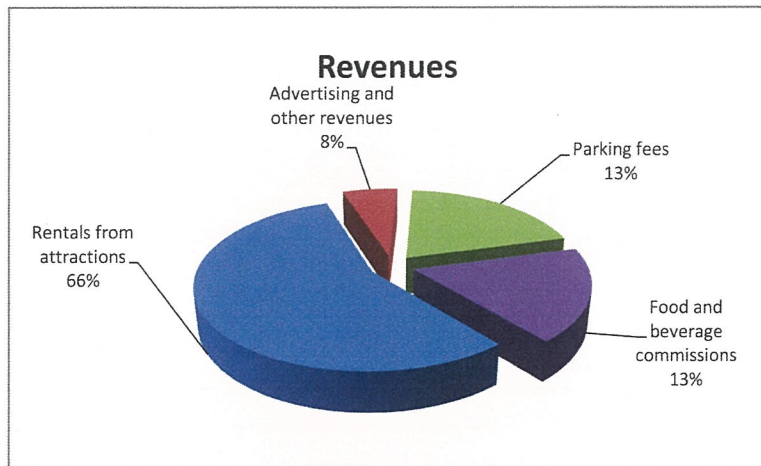
The Stadium Authority (Authority) was established in 1970 and is responsible for the operation, management, and maintenance of Aloha Stadium, located in Honolulu, Hawai'i. The Authority functions under the direction of a nine-member board, appointed by the Governor. In addition, the president of the University of Hawai'i and the superintendent of education are nonvoting ex-officio members of the board. For administrative purposes, the Authority is placed within the State of Hawai'i's Department of Accounting and General Services.

Financial Highlights

FOR THE FISCAL YEAR ended June 30, 2019, the Authority reported total revenues of \$11 million and total expenses of \$13.5 million, resulting in a net loss of \$2.5 million. Revenues consisted of \$6.1 million from rentals from attractions, \$2.2 million from food and beverage concessionaire commissions, \$2 million in parking fees, and \$700,000 in advertising and other revenues. The Authority's net loss was partially offset by \$7 million in capital contributions, which represents the portion of Aloha Stadium capital improvement costs that were paid by the State of Hawai'i.

Expenses consisted of \$4.3 million for depreciation, \$5.3 million for personnel services, \$1.3 million for utilities, and \$400,000 for repairs and maintenance. Additional expenses totaled \$2.2 million and included state central services assessments as well as security, professional services, and other costs.

As of June 30, 2019, total assets and deferred outflows of resources exceeded total liabilities and deferred inflows of resources, resulting in a net position of \$84.3 million. Of this amount, \$89.8 million was invested in capital assets, \$100,000 was restricted, and an unrestricted net deficit of \$5.6 million. The agency reported total assets and deferred outflows of resources of \$99.1 million, comprised of (1) cash of \$6.7 million, (2) receivables, other assets, and deferred outflows of resources of \$2.7 million, and (3) net capital assets of \$89.7 million. The agency reported total liabilities and deferred inflows of resources of \$14.8 million, comprised of (1) net pension liability of \$6 million, (2) vacation and other retirement payables of \$7.1 million, and (3) other liabilities and deferred inflows of resources of \$1.7 million.



Auditors' Opinion

THE AUTHORITY RECEIVED AN UNMODIFIED OPINION that the financial statements were presented fairly, in all material respects, in accordance with generally accepted accounting principles.

Findings

THERE WERE NO SIGNIFICANT DEFICIENCIES in internal control over financial reporting that would have required reporting under *Government Auditing Standards*. The auditors identified one material weakness. A material weakness is a deficiency, or a combination of deficiencies, in internal control, such that there is a reasonable possibility that a material misstatement of the entity's financial statements will not be prevented, or detected and corrected on a timely basis. The material weakness is described on page 46 of the report which found \$1.4 million in unrecorded capital additions and related capital contributions for the fiscal year ended June 30, 2019 and an understatement in beginning net position of approximately \$246,000 as of June 30, 2018.

There were no instances of noncompliance or other matters required to be reported under *Government Auditing Standards*.

For the complete report and financial statements visit our website at:
http://files.hawaii.gov/auditor/Reports/2019_Audit/Stadium2019.pdf

December 10, 2019

Members of the Stadium Authority
Stadium Authority
P.O. Box 30666
Honolulu, HI 96820-0666

We have audited the financial statements of the Stadium Authority (Authority) which comprise the statement of net position as of June 30, 2019, the related statement of revenues, expenses, and changes in net position, and cash flows for the fiscal year then ended, and the related notes to the financial statements. We were also engaged to audit the internal control over financial reporting of the Authority's parking revenue as of June 30, 2019. Professional standards require that we provide you with information about our responsibilities under generally accepted auditing standards generally accepted in the United States of America and *Government Auditing Standards*, as well as certain information related to the planned scope and timing of our audit. We have communicated such information in our letter to you dated September 9, 2019. Professional standards also require that we communicate to you the following information related to our audit.

Significant Audit Matters

Qualitative Aspects of Accounting Practices

Management is responsible for the selection and use of appropriate accounting policies. The significant accounting policies used by the Authority are described in Note B to the financial statements. No new accounting policies were adopted and the application of existing policies was not changed during 2019. We noted no transactions entered into by the Authority during the year for which there is a lack of authoritative guidance or consensus. All significant transactions have been recognized in the financial statements in the proper period.

Accounting estimates are an integral part of the financial statements prepared by management and are based on management's knowledge and experience about past and current events and assumptions about future events. Certain accounting estimates are particularly sensitive because of their significance to the financial statements and because of the possibility that future events affecting them may differ significantly from those expected. The most sensitive estimates affecting the Authority's financial statements were:

1. Depreciation of capital assets
2. Net pension liability
3. Postemployment benefits other than pensions (OPEB) liability
4. Accrued workers' compensation liability

Management's estimate of the depreciation recorded on capital assets is based on the estimated useful lives of those capital assets. We evaluated the key factors and assumptions used to estimate depreciation of the Authority's capital assets in determining that it is reasonable in relation to the financial statements taken as a whole.

The collective net pension liability, deferred inflows of resources, and deferred outflows of resources of the cost-sharing multiple employer defined pension plan administered by the State of Hawai'i's Employee Retirement System was determined by an actuarial valuation. We evaluated the key factors and assumptions used to estimate the Authority's proportionate share of the collective net pension liability, deferred inflows of resources, deferred outflow of resources in determining that it is reasonable in relation to the financial statements taken as a whole.

The net OPEB liability was determined by an actuarial valuation. We evaluated the key factors and assumptions used to estimate the net OPEB liability and related deferred inflows of resources, deferred outflows of resources, and OPEB expense in determining that it is reasonable in relation to the financial statements taken as a whole.

The accrued workers' compensation liability was determined using an actuarial analysis performed by a third-party specialist. We evaluated the key factors and assumptions used to estimate the accrued workers' compensation liability in determining that it is reasonable in relation to the financial statements taken as a whole.

Certain financial statement disclosures are particularly sensitive because of their significance to financial statement users. The most sensitive disclosures affecting the financial statements were:

The disclosure of the net pension and OPEB liabilities and related expenses of the Authority in Note G and Note H to the financial statements. The net pension and the OPEB liabilities were both determined by an actuarial valuation that required the use of several significant actuarial assumptions, which are also described in Note G and Note H.

The financial statement disclosures are neutral, consistent, and clear.

Difficulties Encountered in Performing the Audit

We encountered no significant difficulties in dealing with management in performing and completing our audit.

Corrected and Uncorrected Misstatements

Professional standards require us to accumulate all known and likely misstatements identified during the audit, other than those that are clearly trivial, and communicate them to the appropriate level of management. The attached schedule summarizes uncorrected misstatements of the financial statements. Management has determined that their effects are immaterial, both individually and in the aggregate, to the financial statements taken as a whole. The following material misstatements detected as a result of audit procedures were corrected by management:

- Adjustments to record CIP additions and related capital contributions of \$1,389,017 for the fiscal year ended June 30, 2019.
- An adjustment to record additional workers' compensation liability and the related expense of \$222,000 as of and for the fiscal year ended June 30, 2019.

Disagreements with Management

For purposes of this letter, a disagreement with management is a financial accounting, reporting, or auditing matter, whether or not resolved to our satisfaction, that could be significant to the financial statements or the auditor's report. We are pleased to report that no such disagreements arose during the course of our audit.

Management Representations

We have requested certain representations from management that are included in the management representation letter dated December 10, 2019.

Management Consultations with Other Independent Accountants

In some cases, management may decide to consult with other accountants about auditing and accounting matters, similar to obtaining a "second opinion" on certain situations. If a consultation involves application of an accounting principle to the Authority's financial statements or a determination of the type of auditor's opinion that may be expressed on those statements, our professional standards require the consulting accountant to check with us to determine that the consultant has all the relevant facts. To our knowledge, there were no such consultations with other accountants.

Stadium Authority
Passed Audit Adjustments
June 30, 2019

Attachment

Account	Description	Debit	Credit
Proposed Journal Entries			
Proposed Journal Entries JE # 201			
To record prior period adjustment for FY2018 interest income from the State investment pool recorded in FY2019.			
7003	INTEREST EARNED	27,425.00	
3000	FUND BALANCE		27,425.00
Total		27,425.00	27,425.00
Proposed Journal Entries JE # 202			
To record prior period adjustment to correct understatement of CIP balance due to unrecorded retainage balance as of 6/30/2018.			
7005	CAPITAL CONTRIBUTIONS	268,792.00	
3001	CONTRIBUTED CAPITAL		268,792.00
Total		268,792.00	268,792.00
Proposed Journal Entries JE # 203			
To reclassify recovery of uncollectible receivable.			
4013	REIMBURSEMENT FOR P/Y EXP	19,844.00	
5041	BAD DEBT EXPENSE		19,844.00
Total		19,844.00	19,844.00
Total Proposed Journal Entries		316,061.00	316,061.00

DAVID Y. IGE
GOVERNOR

CURT T. OTAGURO
COMPTROLLER



ALOHA STADIUM

An Agency of the State of Hawaii

January 13, 2020

ROSS I. YAMASAKI
CHAIRMAN, STADIUM AUTHORITY

SCOTT L. CHAN
MANAGER

RYAN G. ANDREWS
DEPUTY MANAGER

STADIUM AUTHORITY
2020 JAN 22 P 12:09
RECEIVED

TO: The Honorable Curt T. Otaguro, Comptroller,
Department of Accounting and General Services

THROUGH: Meoh-Leng Silliman, Business Management Officer
Department of Accounting and General Services

FROM: Scott L. Chan, Stadium Manager *checked*
Stadium Authority

SUBJECT: *Request to Submit Governor's Message Item to Increase the Special Fund Ceiling
in Fiscal Year 2020 for Stadium Special Fund (\$ 307 M).*

The Stadium Authority (Authority) respectfully requests your approval to initiate a Governor's Message Item to increase the Stadium Authority Special Fund ceiling for fiscal year (FY) 2020 by **\$1,137,708**. The increase will provide the Authority with the additional ceiling required to address expenditures through the end of FY 2020. At this time, the Authority is assessing whether a ceiling increase for FY 2021 supplemental budget year is necessary.

Background:

The Stadium Authority (Authority) is a self-sufficient, special funded program that relies primarily on revenue generated from events to maintain a solvent financial position. Its special fund ceiling needs to be responsive and flexible to address expenditures related to large and small sport and entertainment events, as well as be able to address recurring operating requirements to maintain the Aloha Stadium in a safe condition for the general public.

In FY 2019, the Authority hosted an incredible record breaking seven (7) concerts and three (3) "monster" truck /supercross events at the Aloha Stadium. The increase in large-scale events generated revenue to help boost the Authority's recovery and recapitalization of its cash fund; a fund that was severely weakened by successive years of economic recession. The successful entertainment schedule also impacted the Authority's expenditure ceiling by incurring expenses related to these major events; some of which were reimbursable by the Licensee and some of which were inherent in conducting business to host the event.

In FY 2020, the Stadium Authority incurred and/or is projecting to incur unbudgeted expenses that affect its existing ceiling. The list of cost items outlined below reduces the Authority's available expenditure ceiling and, in turn, its ability to address all its expenses in FY 2020.

Further, the aforementioned major events hosted by the Authority in FY 2019 reduced its ability to address all of its expenses in FY 2019. As a result, some expenses were delayed and carried over into FY 2020. The action of delaying recordation of expenditures in FY 2019 and subsequently carrying over the amount into FY 2020 impacts and contributes to the need to legislatively request an increase in the Authority's special fund ceiling.

As a result, the Authority's need to increase its FY 2020 special fund ceiling is essentially six (6)-fold:

1. **Unbudgeted Annual Structural Assessment Report(s) (\$206,000).** To ensure ongoing monitoring and safety of the facility, an increase in the frequency of structural status reports was deemed necessary from biennial to annual to more closely monitor the structural integrity of the facility and allow the program to prioritize repair and maintenance funds and projects, accordingly. Funds would be used to address the cost of a structural engineering firm to provide an updated priority repair and maintenance project list. Subsequent funding for the assessment report is expected to be addressed in conjunction with the Authority's \$7.7 million 2021 supplemental budget request for health and safety repair and maintenance project(s). The cost for FY 2020's structural assessment report is not budgeted but is imperative, so immediate action is being initiated by the Authority through its operating budget.
2. **Unbudgeted Design (non-recurring one-time expense) (\$470,000).** Approximately \$470,000 of design work is essential and required in FY 2020 to expedite the health and safety work being requested as part of the Authority's 2021 supplemental budget request of \$7.7 million. This cost item is unbudgeted in FY 2020 and is the initial step to expedite health and safety repair work based upon the now "annual" structural assessment report described in item number 4, above.
3. **Other Unbudgeted Contracts and Unbudgeted Expenses Incurred and/or Impending Through Fiscal Year End 2020 (\$501,100).**

These contracts and items include:

- a. Water pressure pumps for the upper level of the stadium (\$200,000).
- b. Stadium's contract for financial services to expeditiously process payment to Honolulu Police Department Special Duty Officers who provide law enforcement services for events held at the Aloha Stadium (\$50,000 fee - net of reimbursement).

- c. Personal services contract to provide professional engineering services to the New Aloha Stadium Entertainment District – Request for Qualifications and Proposal process (\$50,000).
 - d. Replacement of wireless headsets (\$25,000).
 - e. Replacement of golf carts (\$36,100).
 - f. Event related purchases (wall padding) and sani-toilet rentals, other misc. (\$140,000).
 - g. Increase in contracted security officer services for events held at the Aloha Stadium (Impending impact).
 - h. Unbudgeted costs for ongoing repair and maintenance (Impending impact).
4. **Carryover Special Fund Assessment (\$95,000)**. An increase in special fund assessments as a result of an increase in revenues resulted in a \$95,000 carryover assessment to the following fiscal year.

- a. The Central Service Assessment (CSA) (5.00% of revenue) increased by \$100,224 from FY 2018 to FY 2019. Essentially, \$95,000 of the increase was carried over into FY 2020.

For the first quarter of FY 2020, CSA increased by \$138,938 or 127% over prior year. This is partly attributed to the \$95,000 carryover from FY 2019, as well as the events outlined in Item No. 1 above.

The increase in unbudgeted assessment impacts the Authority's expenditure ceiling by reducing the amount available to address its operating expenditures. Reimbursement was received for expenses incurred was received on October 16, 2019.

- b. The Departmental Administrative Expense (2.66% of expenditures) remained relatively neutral from FY 2019 to FY 2020.

The sum of the two (2) assessments recorded against the Authority's expenditure ceiling totaled \$558,355 in FY 2019 as compared to \$454,022 in FY 2018; an increase (excluding carryover) of \$104,333 or 23% or \$199,000 and 44% if the carry-over were recorded in prior year.

5. **Unbudgeted Repairs and Maintenance (Ongoing)**. The stadium facility is continuously undergoing repair and maintenance and is requiring ongoing attention at a much greater rate. As a result, unbudgeted expenditure for material, supplies, and labor costs continue to increase and affect the Authority's expenditure ceiling.

6. **Increase in Various Expenditures (Actual through 09/30/19) (\$539,608):** Through the first quarter of FY 2020, total cumulative expenditures by line item is significantly impacting the Authority's available expenditure ceiling for FY 2020. The more noteworthy line items are listed in the table below.

Further, in FY 2020, additional events that have/will impact on the special fund ceiling include:

- NFL Los Angeles Rams – Dallas Cowboys football game,
- Two (2) additional University of Hawaii football games,
- Two (2) high school all-star games, and
- One (1) collegiate all-star game in spring of 2020, and
- Expenses related to a December 2019 concert event (impending impact).

Total first quarter expenditures of \$634,000 less \$95,000 for CSA (outlined as Item No. 2) results in a first quarter net increase in total expenditures of \$539,608.

<i>Expense Item</i>	<i>FY 2020 9/30/2019</i>	<i>FY 2019 9/30/2018</i>	<i>Variance*</i>	<i>% Change</i>
TOTAL	3,390,991	2,756,383	634,608	0.23
Less: CSA Carryover CSA (In Item No. 2)			(95,000)	
NET - Variance:			539,608	
<u>NOTED VARIANCES:</u>				
Full-Time Salary Expense	948,400	823,774	124,626	0.15
Part-Time Hourly Wages	386,224	242,678	143,546	0.59
Personal Services	1,334,624	1,066,452	268,172	0.25
Utilities	364,703	294,977	69,726	0.24
Special Fund Assessments	248,098	109,160	138,938	1.27
Services on a Fee Basis	1,029,434	942,389	87,045	0.09
Workers Compensation	88,100	7,912	80,188	10.13

Since a portion of the special fund ceiling will be offset by reimbursement received through post-event settlement, the following reimbursements are expected:

Total of Items No. 1 through 6 above:	\$1,811,708 B
Less: Reimbursements forthcoming/recorded from Licensee(s):	
Los Angeles Rams Football Game:	\$ 47,000
University of Hawaii Football Games:	\$627,000
Total Ceiling Increase Required:	<u>\$1,137,708 B</u>

Estimated Ceiling Increase by Cost Element:

- Personal Services (10) \$268,172 B
- Other Current Expenses (20) \$869,536 B

Approval of this request will provide the responsiveness and efficiencies necessary to ensure that the Stadium is able to address its priority expenses in a timely manner meet its goal and objective of providing a safe and vibrant sports and entertainment venue for the people of Hawaii. There are


The Honorable Curt T. Otaguro
Request to Increase Stadium Special Fund Ceiling (S 307 M)
January 13, 2020
Page 5

insufficient funds to address the requested ceiling increase. The cost would be covered through revenue generated from successfully hosting events on Stadium property.

Thank you for your consideration of this request for approval. Should you have any questions, please do not hesitate to contact Stadium Administrative Services Officer, Russell Uchida, at 483-2753.

Recommend:


☒ Approval ☐ Disapproval



MEOH-LENG SILLIMAN
Business Management Officer

1/13/20
Date

☒ Approved ☐ Disapproved



CURT T. OTAGURO
Comptroller
Department of Accounting and General Services

1/13/20
Date

	A	B	C	D	E	F	G	H
		Quarter 1	Quarter 2	Quarter 3	Quarter 4	TOTAL	1st & 2nd Quarter Allot	3rd & 4th Quarter Allot
FY 2020 TOTAL APPROPRIATION	9,297,877							
Adjustment	(2,500)							
Personal Services	5,279,376	1,334,624	1,650,283	1,086,766	1,207,703	5,279,376	2,984,907	2,294,469
Other Current Expenses	4,016,001	2,054,368	1,305,833	292,800	363,000	4,016,001	3,360,201	655,800
Total ALLOCATION	9,295,377	3,388,992	2,956,116	1,379,566	1,570,703	9,295,377	6,345,108	2,950,269
FY 2019 TOTAL APPROPRIATION	9,116,743							
Adjustment	142,127							
Personal Services	5,242,869	1,100,178	1,583,168	1,348,608	1,210,915	5,242,869	2,683,346	2,559,523
Other Current Expenses	4,016,001	1,804,350	681,282	806,785	723,584	4,016,001	2,485,632	1,530,369
Total ALLOCATION	9,258,870	2,904,528	2,264,450	2,155,393	1,934,499	9,258,870	5,168,978	4,089,892
FY 2018 TOTAL APPROPRIATION	9,339,347							
Adjustment	61,013							
Personal Services	5,384,359	1,095,284	1,781,266	1,267,466	1,240,343	5,384,359	2,876,550	2,507,809
Other Current Expenses	4,016,001	962,700	1,841,100	458,200	754,001	4,016,001	2,803,800	1,212,201
Total ALLOCATION	9,400,360	2,057,984	3,622,366	1,725,666	1,994,344	9,400,360	5,680,350	3,720,010
FY 2017 TOTAL APPROPRIATION	9,264,861							
Adjustment	55,432							
Personal Services	5,304,292	1,069,357	1,718,557	1,293,657	1,222,721	5,304,292	2,787,914	2,516,378
Other Current Expenses	4,016,001	1,639,750	1,024,200	524,800	827,251	4,016,001	2,663,950	1,352,051
Total ALLOCATION	9,320,293	2,709,107	2,742,757	1,818,457	2,049,972	9,320,293	5,451,864	3,868,429
FY 2016 TOTAL APPROPRIATION	9,197,434							
Adjustment	27,621							
Personal Services	5,209,054	1,143,185	1,671,485	1,206,385	1,187,999	5,209,054	2,814,670	2,394,384
Other Current Expenses	4,016,001	1,502,125	1,085,400	690,000	738,476	4,016,001	2,587,525	1,428,476
Total ALLOCATION	9,225,055	2,645,310	2,756,885	1,896,385	1,926,475	9,225,055	5,402,195	3,822,860
FY 2015 TOTAL APPROPRIATION	8,944,121							
Adjustment	177,433							
Personal Services	5,105,553	1,076,323	1,612,883	1,262,087	1,154,260	5,105,553	2,689,206	2,416,347
Other Current Expenses	4,016,001	1,719,596	1,151,550	530,810	614,045	4,016,001	2,871,146	1,144,855
Total ALLOCATION	9,121,554	2,795,919	2,764,433	1,792,897	1,768,305	9,121,554	5,560,352	3,561,202

Monthly Summary of Events Report
Events Branch
12-7-19 to 1-17-20

DATE	EVENT	LOCATION	ATTENDANCE	# OF USHERS	VEHICLES PARKED	# OF PARKING ATTENDANTS	OTHER EVENT(S) HELD ON SAME DATE/TIME	COMMENTS
12/7/19	JPS Football	Stadium	2,828	13	538	5	Swap Meet	High school football games.
12/14/19	Play Sport Hawaii	Stadium	1,546	10	107	1	Swap Meet	Youth flag football.
12/15/19	Play Sport Hawaii	Stadium	2,041	10	85	1	Swap Meet	Youth flag football.
12/15/19	SCCA	Lower Halawa Parking Lot	-	-	-	2	Swap Meet/ Play Sport	Defensive driver training.
12/24/19	SoFi Hawaii Bowl	Stadium	15,965	114	4,968	83		BYU - 34 / UH - 38.
12/28/19	Dream Weekend Concert	Stadium	17,985	110	4,382	71		Concert.
1/4/20	Prayer Center of The Pacific	Stadium	848	11	232	13		Prayer service.
1/5/20	Tiki Bowl	Stadium	355	4	-	-	Swap Meet	Youth tackle football games.
1/8/20	JPS Paradise Football Classic	Stadium	845	15	281	7		Intermediate tackle football games.
1/9/20	JPS Paradise Football Classic	Stadium	1184	15	411	15		High school tackle football games.
1/10/20	JPS Paradise Football Classic	Stadium	746	16	240	7		Intermediate tackle football games.

1/11/20	JPS Paradise Football Classic	Stadium	1,108	16	317	15		High school tackle football games.
1/12/20	SCCA	Lower Halawa Parking Lot	-	-	-	2	Swap Meet	Defensive driver training.

January 2020

January 2020							February 2020						
Su	Mo	Tu	We	Th	Fr	Sa	Su	Mo	Tu	We	Th	Fr	Sa
5	6	7	8	9	10	11	2	3	4	5	6	7	8
12	13	14	15	16	17	18	9	10	11	12	13	14	15
19	20	21	22	23	24	25	16	17	18	19	20	21	22
26	27	28	29	30	31		23	24	25	26	27	28	29

SUNDAY	MONDAY	TUESDAY	WEDNESDAY	THURSDAY	FRIDAY	SATURDAY
Dec 29	30	31	Jan 1, 20 Holiday - New Year's Day	2	3	4
5 6:30am Swap Meet (Circle Lot) 10:00am HI Tiki Bowl (Stadium) 5:00pm Nivera party	6 8:00am Sheriff Training (LHPL) 6:30pm OFOA (HR)	7 7:30am HGEA: B.U. 3 Ratification Meeting (HR) 8:00am Sheriff Training (LHPL)	8 8:00am Sheriff Training (LHPL) 8:00am Swap Meet 4:30pm JPSA: California vs American Samoa 7:00pm JPSA: HI Surf vs	9 12:00pm Sheriff Training (LHPL) 4:30pm JPSA: California vs American Samoa 7:00pm JPSA: HI Surf vs	10 8:00am Sheriff Training (LHPL) 4:30pm JPSA: Consolation Game 7:00pm JPSA:	11 8:00am Swap Meet (Circle Lot) 4:30pm JPSA: Consolation Game 7:00pm JPSA:
12 6:00am SCCA (LHPL) 6:30am Swap Meet (Circle Lot)	13	14 7:00am Eye Productions (UHPL) 8:00am DOT: Materials Testing & Research 10:00am Polynesian	15 8:00am Swap Meet (Circle Lot) 8:00am DOT: Materials Testing & Research 10:00am Polynesian	16 4:00am Eye Productions (LHPL) 9:30am DOH: All About Me Conference 10:00am Polynesian	17 8:00am Pay 8:00am DOT: Materials Testing & Research 10:00am Polynesian Bowl: Practice	18 8:00am Swap Meet (Circle Lot) 2:00pm Polynesian Bowl: Half-time 7:05pm Polynesian
19 6:30am Swap Meet (Circle Lot)	20 Holiday - Dr. Martin Luther King, Jr. Day	21	22 8:00am Swap Meet (Circle Lot)	23 8:30am DOE: WASC Training (HR)	24	25 8:00am Swap Meet (Circle Lot)
26 6:30am Swap Meet (Circle Lot) 5:30pm Hula Bowl: Kai (Home/Makai) vs Aina (Mauka)	27 6:30pm OFOA (HR)	28 9:00pm USMC Training (Stadium)	29 8:00am Swap Meet (Circle Lot)	30 7:30am DOE: School Transformation Br	31	Feb 1

February 2020

February 2020							March 2020						
Su	Mo	Tu	We	Th	Fr	Sa	Su	Mo	Tu	We	Th	Fr	Sa
							1	2	3	4	5	6	7
2	3	4	5	6	7	8	8	9	10	11	12	13	14
9	10	11	12	13	14	15	15	16	17	18	19	20	21
16	17	18	19	20	21	22	22	23	24	25	26	27	28
23	24	25	26	27	28	29	29	30	31				

SUNDAY	MONDAY	TUESDAY	WEDNESDAY	THURSDAY	FRIDAY	SATURDAY
Jan 26	27	28	29	30	31	Feb 1
2 6:30am Swap Meet (Circle Lot)	3 8:30am DLNR: Aviation Safety Training (HR)	4 8:30am DLNR: Aviation Safety Training (HR)	5 8:00am Pay 8:00am Swap Meet (Circle Lot) 8:30am DLNR: Aviation Safety Training (HR)	6 7:30am DHRD: Safety Office (HR) 7:00pm OBUA (HR)	7 7:30am DHRD - Safety Office (HR)	8 8:00am Swap Meet (Circle Lot)
9 6:00am SCCA (LHPL) 6:30am Swap Meet (Circle Lot)	10 6:30pm OFOA (HR)	11	12 8:00am Swap Meet (Circle Lot)	13	14	15 8:00am Swap Meet (Circle Lot)
16 6:30am Swap Meet (Circle Lot)	17 Holiday - Presidents' Day 3:00am Great Aloha Run (Stadium)	18 8:00am DOE: Professional Development (HR) 8:00am Girl Scouts (cookie set-up)	19 8:00am DOE: Professional 8:00am Swap Meet (Circle Lot) 8:00am Girl Scouts	20 4:30am Girl Scouts (cookie distribution) (LHPL) 7:00am AMR (Bus Lot) 8:00am Pay	21 7:00am AMR (Bus Lot) 8:00am UPW (HR) 8:00am Girl Scouts (cookie break-down) (LHPL)	22 7:00am Jr Prep (Stadium) 8:00am Swap Meet (Circle Lot) 5:30pm Bajet party (HR)
23 6:00am SCCA (LHPL) 6:30am Swap Meet (Circle Lot)	24	25	26 8:00am UPW (HR) 8:00am Swap Meet (Circle Lot)	27	28	29 7:00am Jr Prep (Stadium) 8:00am Swap Meet (Circle Lot)

March 2020

April 2020

March 2020

Su	Mo	Tu	We	Th	Fr	Sa
1	2	3	4	5	6	7
8	9	10	11	12	13	14
15	16	17	18	19	20	21
22	23	24	25	26	27	28
29	30	31				

SUNDAY	MONDAY	TUESDAY	WEDNESDAY	THURSDAY	FRIDAY	SATURDAY
Mar 1 6:30am Swap Meet (Circle Lot)	2 	3 	4 8:00am Swap Meet (Circle Lot)	5 8:00am Pay 8:15am DOE: Pearl City-Waipahu Complex Computer Training (HR)	6 	7 7:00am Jr Prep (Stadium) 7:30am DOE: Driver & Traffic Safety 8:00am Swap Meet
8 6:00am SCCA (LHPL) 6:30am Swap Meet (Circle Lot)	9 	10 	11 8:00am DLNR: Weed Control & Restoration 8:00am Swap Meet (Circle Lot)	12 8:00am DLNR: Weed Control & Restoration Workshop (HR)	13 8:00am UPW (HR)	14 7:00am Jr Prep (Stadium) 8:00am Swap Meet (Circle Lot)
15 6:30am Swap Meet (Circle Lot)	16 6:30pm OFOA (HR)	17 	18 8:00am Swap Meet (Circle Lot)	19 8:00am UPW (HR)	20 8:00am Pay 8:00am UPW (HR)	21 8:00am Swap Meet (Circle Lot)
22 6:30am Swap Meet (Circle Lot)	23 	24 8:30am EUTF: Open Enrollment (HR)	25 8:00am Swap Meet (Circle Lot)	26 7:00am DOE: Driver Excellence & Traffic Safety Fair (set-up) (LHPL) 7:45am Holiday - Prince Kuhio Day 8:15am DOE: Pearl	27 7:00am DOE: Driver Excellence & Traffic Safety Fair (set-up) (LHPL)	28 6:30am DOE: Driver Excellence & Traffic 7:00am Jr Prep (Stadium) 8:00am Swap Meet
29 6:00am SCCA (LHPL) 6:30am Swap Meet (Circle Lot)	30 	31 1:00pm UPW (HR)	Apr 1 	2 	3 	4

April 2020

April 2020							May 2020						
Su	Mo	Tu	We	Th	Fr	Sa	Su	Mo	Tu	We	Th	Fr	Sa
							3	4	5	6	7	1	2
5	6	7	8	9	10	11	10	11	12	13	14	8	9
12	13	14	15	16	17	18	17	18	19	20	21	15	16
19	20	21	22	23	24	25	24	25	26	27	28	22	23
26	27	28	29	30			31					29	30

SUNDAY	MONDAY	TUESDAY	WEDNESDAY	THURSDAY	FRIDAY	SATURDAY
Mar 29	30	31	Apr 1	2	3	4
			8:00am Swap Meet (Circle Lot)	8:15am DOE: Pearl City-Waipahu Complex Computer Training (HR)	8:00am Pay 8:30am EUTF: Open Enrollment (HR)	7:00am Jr Prep (Stadium) 8:00am Swap Meet (Circle Lot) 4:00pm Quevido party
5	6	7	8	9	10	11
6:30am Swap Meet (Circle Lot)			8:00am Swap Meet (Circle Lot)		Holiday - Good Friday	8:00am Swap Meet (Circle Lot)
12	13	14	15	16	17	18
6:00am SCCA (LHPL) 6:30am Swap Meet (Circle Lot)	6:30pm OFOA (HR)		8:00am Swap Meet (Circle Lot)		8:30am EUTF: Open Enrollment (HR)	8:00am Swap Meet (Circle Lot)
19	20	21	22	23	24	25
6:00am Roberts HI Driver Training (LHPL) 6:30am Swap Meet (Circle Lot)	8:00am Pay		8:00am Swap Meet (Circle Lot)			8:00am Swap Meet (Circle Lot) 7:30pm Monster Truck (Stadium)
26	27	28	29	30	May 1	2
6:30am Swap Meet (Circle Lot)			8:00am Swap Meet (Circle Lot)			

May 2020

May 2020							June 2020						
Su	Mo	Tu	We	Th	Fr	Sa	Su	Mo	Tu	We	Th	Fr	Sa
3	4	5	6	7	1	2	1	8	9	10	11	12	13
10	11	12	13	14	15	16	7	14	15	16	17	18	19
17	18	19	20	21	22	23	14	21	22	23	24	25	26
24	25	26	27	28	29	30	21	28	29	30			
31							28						27

SUNDAY	MONDAY	TUESDAY	WEDNESDAY	THURSDAY	FRIDAY	SATURDAY
Apr 26	27	28	29	30	May 1	2
3 6:30am Swap Meet (Circle Lot)	4 6:30pm OFOA (HR)	5 7:00am DHRD - Safety Office (HR) 8:00am Pay	6 8:00am Swap Meet (Circle Lot)	7 7:00am AMR (Bus Lot)	8 7:00am AMR (Bus Lot)	9 8:00am Swap Meet (Circle Lot) 12:00pm Hawaiian Supercross (Stadium)
10 6:30am Swap Meet (Circle Lot)	11 6:30pm OFOA (HR)	12	13 8:00am Swap Meet (Circle Lot)	14	15 5:00pm Campbell HS Grad (Stadium)	16 8:00am Swap Meet (Circle Lot) 5:00pm Pearl City HS Grad (Stadium)
17 6:30am Swap Meet (Circle Lot) 5:00pm Mililani HS Grad (Stadium)	18	19	20 8:00am Pay 8:00am Swap Meet (Circle Lot) 6:00pm Aiea HS Grad	21	22 6:00pm 50th State Fair (LHPL) 6:00pm Radford HS Grad (Stadium)	23 8:00am Swap Meet (Circle Lot) 4:00pm 50th State Fair (LHPL)
24 6:30am Swap Meet (Circle Lot) 12:00pm 50th State Fair 5:00pm Farrington HS	25 Holiday - Memorial Day 12:00pm 50th State Fair (LHPL)	26	27 8:00am Swap Meet (Circle Lot)	28	29 6:00pm 50th State Fair (LHPL)	30 7:00am Jr Prep (Stadium) 8:00am Swap Meet 4:00pm 50th State Fair
31 Auld party (HR) 6:30am Swap Meet (Circle Lot) 12:00pm 50th State Fair	Jun 1	2	3	4	5	6

June 2020

June 2020							July 2020						
Su	Mo	Tu	We	Th	Fr	Sa	Su	Mo	Tu	We	Th	Fr	Sa
1	2	3	4	5	6		5	6	7	8	9	10	11
7	8	9	10	11	12	13	12	13	14	15	16	17	18
14	15	16	17	18	19	20	19	20	21	22	23	24	25
21	22	23	24	25	26	27	26	27	28	29	30	31	
28	29	30											

SUNDAY	MONDAY	TUESDAY	WEDNESDAY	THURSDAY	FRIDAY	SATURDAY
May 31	Jun 1	2	3	4	5	6
6:30am Swap Meet (Circle Lot)			8:00am Swap Meet (Circle Lot)	6:00pm 50th State Fair (LHPL)	8:00am Pay 6:00pm 50th State Fair (LHPL)	8:00am Swap Meet (Circle Lot) 4:00pm 50th State Fair (LHPL) 5:00pm Sequin Party
7	8	9	10	11	12	13
6:30am Swap Meet (Circle Lot) 12:00pm 50th State Fair (LHPL) 5:00pm Sequin Party	6:30pm OFOA (HR)		8:00am Swap Meet (Circle Lot)	Holiday - King Kamehameha Day	5:00pm Ramos party (HR) 6:00pm 50th State Fair (LHPL)	8:00am Swap Meet (Circle Lot) 4:00pm 50th State Fair (LHPL)
14	15	16	17	18	19	20
6:30am Swap Meet (Circle Lot) 12:00pm 50th State Fair (LHPL) 5:00pm Ishihara party	6:30pm OFOA (HR)	7:00am DHRD - Safety Office (HR)	8:00am Swap Meet (Circle Lot)		8:00am Pay 6:00pm 50th State Fair (LHPL)	8:00am Swap Meet (Circle Lot) 4:00pm 50th State Fair (LHPL)
21	22	23	24	25	26	27
6:30am Swap Meet (Circle Lot) 12:00pm 50th State Fair (LHPL)	6:30pm OFOA (HR)		8:00am Swap Meet (Circle Lot)			8:00am Swap Meet (Circle Lot)
28	29	30	Jul 1	2	3	4
6:30am Swap Meet (Circle Lot)	6:30pm OFOA (HR)					

July 2020

July 2020							August 2020						
Su	Mo	Tu	We	Th	Fr	Sa	Su	Mo	Tu	We	Th	Fr	Sa
5	6	7	8	9	10	11	2	3	4	5	6	7	8
12	13	14	15	16	17	18	9	10	11	12	13	14	15
19	20	21	22	23	24	25	16	17	18	19	20	21	22
26	27	28	29	30	31		23	24	25	26	27	28	29

SUNDAY	MONDAY	TUESDAY	WEDNESDAY	THURSDAY	FRIDAY	SATURDAY
Jun 28	29	30	Jul 1 8:00am Swap Meet (Circle Lot)	2 8:00am Pay	3 Holiday - Independence Day	4 8:00am Swap Meet (Circle Lot)
5 6:30am Swap Meet (Circle Lot)	6 6:30pm OFOA (HR)	7	8 8:00am Swap Meet (Circle Lot)	9 6:30pm OFOA (HR)	10	11 8:00am Swap Meet (Circle Lot) 5:00pm Macadangdang party (HR)
12 6:30am Swap Meet (Circle Lot)	13 6:30pm OFOA (HR)	14	15 8:00am Swap Meet (Circle Lot)	16 6:30pm OFOA (HR)	17	18 8:00am Swap Meet (Circle Lot)
19 6:30am Swap Meet (Circle Lot)	20 8:00am Pay 6:30pm OFOA (HR)	21	22 8:00am Swap Meet (Circle Lot)	23 7:30am DHRD - Safety Office (HR) 6:30pm OFOA (HR)	24	25 8:00am Swap Meet (Circle Lot)
26 6:30am Swap Meet (Circle Lot)	27 6:30pm OFOA (HR)	28	29 8:00am Swap Meet (Circle Lot)	30	31	Aug 1

DAVID Y. IGE
GOVERNOR

CURT T. OTAGURO
COMPTROLLER



An Agency of the State of Hawaii

ROSS I. YAMASAKI
CHAIRMAN, STADIUM AUTHORITY

SCOTT L. CHAN
MANAGER

RYAN G. ANDREWS
DEPUTY MANAGER

January Stadium Board Meeting Marketing Update

Marketing will continue to promote and explore new opportunities for the Aloha Stadium. In addition, we continue to focus on the following items:

1. Communications/Marketing/Advertising Coordination -

- Media coordination as needed for all upcoming events
- Continuous social media monitoring and updating on Instagram, Twitter and Facebook.

2. Update and maintain website

- Continue to maintain and update the website with current events and information on a daily base.
- Continue to update ADA compliance and site improvement issues online.

3. Promote facility and events through social media and ongoing public relations efforts

- Continue to promote all other activities and events through social media outlets (Instagram, FB, Twitter, LinkedIn, YouTube-as needed).
- Continue to work with current clients to assist with their events and possible future events.

4. Miscellaneous

- Assist with PR campaigns and advertising for new stadium (NASED) as needed.
- Working with local promoters for potential events/concerts and ongoing events.
- Working with local companies for potential partnerships and cross-promotional events.
- Assist clients with marketing needs as needed upon request.
- Continue working with IMG and assist as needed with sponsorships, events and activities.
- Continue to meet weekly with Centerplate and Krysti Peacock/Moxie Agency to review and assist as needed for marketing swap meet updates.
- Continue facility upgrades in sports museum and plazas.
- Continue to coordinate stadium tours; public and private.

5. Upgrade facility/event collateral

- In-house: finalized photos and copy for fact sheets. Under review.

MONTHLY SECURITY REPORT TO THE BOARD

The following is a brief summary of security related incidents which occurred from December 1, 2019, through December 31, 2019.

Attempted Theft in the First Degree

On December 24, 2019, a male suspect attempted to break into an ATM Machine on the Mauka Concourse. G4S Security Officers were called by the ATM Alarm Company and the suspect ran away before the Security Officers could reach him. Honolulu Police Department (HPD) was called and an Attempted Theft in the First Degree case was generated.

JPSA Youth Football on December 7, 2019

A toilet in the Women's Restroom shot water up in the air. Two young girls were in the stall at the time and were splashed with water. Both girls were surprised but, did not report any injuries. Maintenance was notified to check the toilet.

Play Sports Youth Football on December 14th & 15th, 2019

Stadium Nurses reported two Medical Assistance Calls. Both calls were for Injured Cared For (ICF). In one case, the injured player was evaluated and treated by Stadium Nurse, then released to the Coach, after the Stadium Nurse had spoken to the player's parent. In the second case, the injured player was evaluated and treated by Stadium Nurse and Emergency Medical Technicians (EMTs). The player's parents declined transport via Ambulance and agreed to drive the player to the Emergency Room on their own.

Hawaii Bowl on December 24, 2019

One Trespass Warning was issued for underage drinking. The person was released to their parent.

Stadium Nurses reported eight Medical Assistance Call. Three calls were for Injured Cared For (ICF). In two cases, the injured person tripped & fell, was evaluated and treated by Stadium Nurse, then released on their own. In the third case, the injured player was evaluated and treated by Stadium Nurse, then released to their parents.

Five calls were for Sick Cared For (SCF). In one case, the person feeling sick was evaluated & treated by Stadium Nurse and then released to a friend, who agreed to drive the person feeling sick home. In one case, the person feeling sick was evaluated and treated by the Stadium Nurse and EMTs, then transported to the Emergency Room via ambulance. In one case, the person feeling sick was evaluated and treated by the Stadium Nurse and Emergency Medical Technicians (EMTs), then refused transport to the Emergency Room via ambulance. The person feeling sick was released on their own & instructed to follow up with their personal Doctor. In two cases, the person feeling sick was evaluated and treated by the Stadium Nurse, then released to their parent, who was instructed to follow up with their personal Doctor.

Dream Weekend Music Festival on December 28, 2019

A total of four Trespass Warnings were issued. Two Trespass Warnings were issued to individuals involved in a fight on the Field Level. Both individuals were escorted off of Stadium property. One Trespass Warning was issued for Underage Drinking. The person was

released to their parent. One Trespass Warning was issued for Loitering in a Restricted Area. The person was escorted off of Stadium property.

Stadium Nurses reported six Medical Assistance Calls. All six calls were for Sick Cared For (SCF). In two cases, the person feeling sick was evaluated and treated by the Stadium Nurse and Emergency Medical Technicians (EMTs), then transported to the Emergency Room via ambulance. In the third case, the person feeling sick was evaluated and treated by Stadium Nurse, then released to a friend, who agreed to transport the person feeling sick to the Emergency Room. In the fourth case, the person feeling sick was evaluated and treated by the Stadium Nurse, then released to their family member, who agreed to monitor the person feeling sick for the rest of the Concert. In the fifth case, the person feeling sick was evaluated and treated by the Stadium Nurse, then released on their own, with the instructions to follow up with their personal Doctor. In the sixth case, the person feeling sick was evaluated and treated by the Stadium Nurse, then released on their own.

Swap Meets in December 2019

Stadium Nurses reported three Medical Assistance Calls. One call was Injured Cared For (ICF). The injured person had a pre-existing injury and was evaluated and treated by Stadium Nurse. The injured person was released on their own and agreed to drive themselves to the Emergency Room for further evaluation.

Two calls were for Sick Cared For (SCF). In one case, the person feeling sick was evaluated and treated by the Stadium Nurse and Emergency Medical Technicians (EMTs), then transported via ambulance to the Emergency Room. In the second case, the person feeling sick was evaluated and treated by the Stadium Nurse, then released on their own, with instructions to follow up with their personal Doctor.

Conclusion

Prepared and submitted by,

Neal O. Sakamoto, Stadium Security Officer
01-24-2020, 0315hrs

Engineering Branch Report For
Stadium Authority Board Meeting
January 30, 2020

1. H&S 5 Work
 - a. Work completed in all area.
 - b. Contractor continue to demobilize and remove equipment.
2. Forensic Structural Study
 - a. Will commence once approved.
 - b. Will establish the basis for H&S 6.
 - c. H&S 6 will not be funded with CIP funds since the repairs will be for a duration of less than 10 years.
 - d. Goal is for design to be completed by May 2020; bid process to commence immediately following; notice to proceed to be issued by July 2020 once funding is approved.
3. Maintenance Items
 - a. New Pump Installation complete. Water pressure to all upper level restrooms and water fountains restored. Switches to allow for automatic initiation of pumps to be installed by February 1, 2020.
 - b. Continue asphalt spot repairs – ongoing.
 - c. We have several equipment repairs in progress (Sweeper, Backhoe, Forklift and Telehandler). Currently working to secure contractor for repairs.
 - d. Irrigation line repairs in progress in several locations.
4. HART station in Kamehameha Lot
 - a. Construction continues by NAN
 - b. Lot scheduled to be returned to stadium for regular use/operations end of February 2020.



Monthly Report
Stadium Authority Meeting
1/30/2020

ALOHA STADIUM SWAP MEET AND MARKETPLACE
Dec-19

Shopper Attendance:

December Monthly Attendance		Days Open	Daily Average	Coupons	Paid Attendance	Average Daily Paid Attendance
2018	88,455	14	6,318	18,139	70,316	5,023
2019	85,565	12	7,130	23,741	61,824	5,152
Difference	(2,890)	-2	812	5602	(8,492)	129
%	-3%		13%	31%	-12%	3%

Vendor Attendance:

December Total Stall Count		Days Open	D,E, & F Total Stall Count	Daily Average Count	A,B,C Total Stall Count	Daily Average Count
2018	8,441	14	4,215	301	4,226	302
2019	8,559	12	4,437	370	4,122	344
Difference	118	-2	222	69	(104)	42
%	1%		5%	23%	-2%	14%

Operations Information:

Honolulu Rail Transit Project Update

January 30, 2020

Aloha Stadium Authority



As of 01/15/20




Status of Activities

Kamehameha Highway Stations Group

88% Complete

Substantial Completion projected for April 30, 2020
Waiawa (Pearl Highlands) Station – 92% Complete



Core Systems Interface

- HRHJV in TCCR & UPS
- BoS Date – Available for Comm work
- Conduit (GW to TCCR) – Complete

Major Work Remaining

- North entrance ramp & stairs Site slope & rock
- Painting
- Balustrades & wire mesh
- Canopies & fabric installation


Canopy Status

- Arms installation – January 2020
- Fabric installation – April 2020

Energization Status

- Station – February 2020

- Platform Partial Access – November 2019



Kamehameha Highway Stations Group 88% Complete

Substantial Completion projected for April 30, 2020
Kalauao (Pearlridge) Station – 90% Complete



Core Systems Interface

- HRJV working in TCCR & UPS
- BoS Date – November 2019
- Conduit (GW to TCCR) – Complete

- Platform Partial Access – November 2019

Major Work Remaining

- Faregate modules
- Elevators & escalators
- Painting
- Balustrades & wire mesh
- Canopies & fabric installation

Canopy Status

- Arms installation – February 2020
- Fabric installation – April 2020


Energization Status

- Station – January 2020



Kamehameha Highway Stations Group 88% Complete

Substantial Completion projected for April 30, 2020
Halawa (Aloha Stadium) Station – 83% Complete



Core Systems Interface

- HRHJV working in TCCR
- BoS Date – November 2019
- Conduit (GW to TCCR) – Complete

Major Work Remaining

- Entry plaza slab
- Station sidewalks
- Painting
- Balustrades & wire mesh
- Elevators & Escalators


Canopy Status

- Arms installation – April 2020
- Fabric installation – May 2020

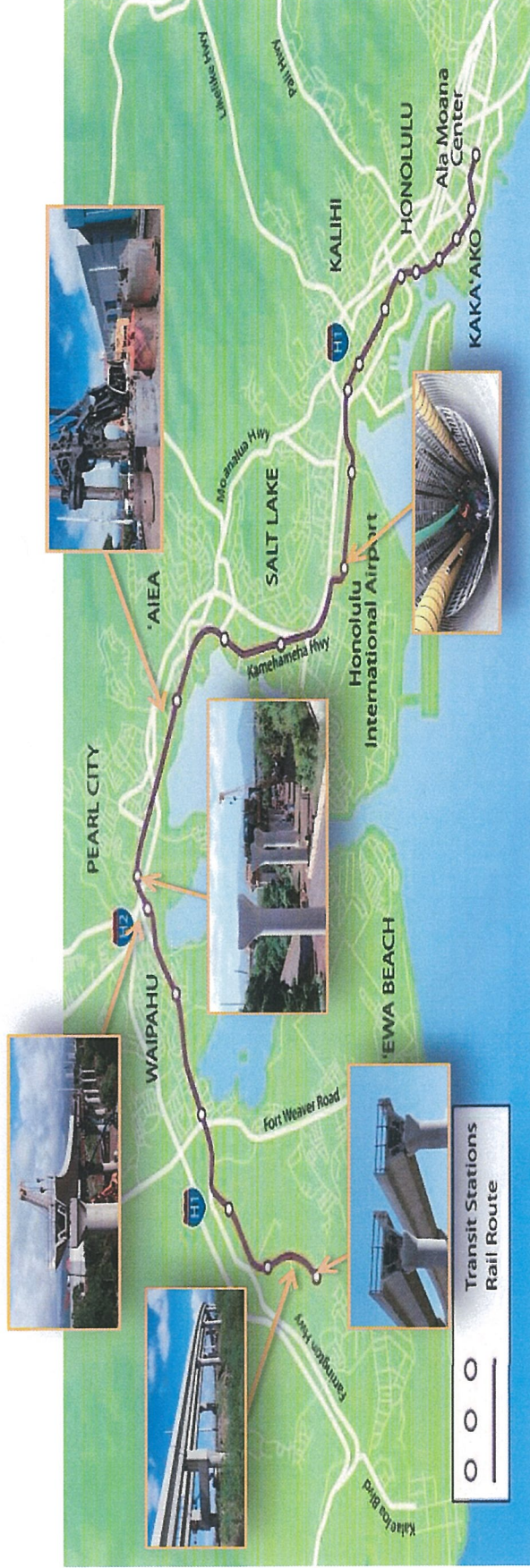
Energization Status

- Station – November 2019

- Platform Partial Access – November 2019



Traffic



Airport Guideway and Stations Maintenance of Traffic Update



Kamehameha Highway

- **Day and night:** Daily intermittent single lane closures in both directions effected between Center Drive and Halawa to support guideway final set, sound wall work and traffic signal trenching.

Pearl Harbor Interchange

- **Night:** East bound H-1/Nimitz Hwy/JBPHH ramp closures and traffic detours effected to support segment deliveries and gantry 1 operations.

Nimitz Highway and Vicinity

- **Day/Night:** single lane closures on H-1 and Nimitz Hwy to Aolele Street effected to support segment deliveries and gantry 2 operations.
- **Night:** Closures on Valkenburgh Street Zone 4 and Ualena Street Zone 8 effected for utility relocations.

Airport Areas

- **Day/Night:** Alternating lane closures and 24-hour lane shifts from Aolele to Paiea Streets effected for airport utility work, shaft drilling, column erection, and ongoing station construction.
- **Night:** H-1 to Aolele Street off ramp closed. Lei stand detour configuration effected for column work. Flagging operations on Aolele Street east of Paiea Street to Lagoon Drive effected for road widening, utility work and shaft drilling.

Keehi Interchange

- **Day and Night:** Intermittent single lane closures on Nimitz Hwy and Kamehameha Hwy/Dillingham Boulevard effected to support trestle operations and MSTC station work.



Project Wide Construction Update

West Oahu Stations Group 95% Complete

Substantial Completion projected for January '20
Kualaka'i (East Kapolei) Station – 91% Complete



Core Systems Interface

- HRJV working on the platform
- BoS Date – July 12, 2019
- TCCR Access – February 18, 2019

- Platform Partial Access – July 9, 2019

Major Work Remaining


- Site utilities, grading, landscaping
- Signage

Canopy Status

- Arms & Fabric – Complete

Energization Status

- Station
 - Infrastructure – Complete
- Energization – July 12, 2019



West Oahu Stations Group 95% Complete

Substantial Completion projected for January '20
Keone'ae (UH-West O'ahu) Station – 96% Complete



Core Systems Interface

- HRHJV working in the TCCR and GW area
- BoS Date – March 18, 2019
- TCCR Access – February 2019



Major Work Remaining

- Site utilities, grading, landscaping
- HVAC
- Traffic Signals
- Signage

Canopy Status

- Installed Arms; flashing to be added
- Fabric installation – January 2020

Energization Status

- Station
 - HECO work – February 2020
 - Energization - February 2020



- Platform Partial Access – June 4, 2019
- Conduit (GW to TCCR) – May 2, 2019

West Oahu Stations Group

95% Complete

Substantial Completion projected for January '20
Honouliuli (Ho'opili) Station – 97% Complete



Major Work Remaining

- Faregate & civil site work
- Balustrades & fencing

Canopy Status

- Complete Arm & Fabric except flashing installation

Energization Status

- Station
 - Energized – March 7, 2019
- TPSS
 - Energized – February 20, 2019

Core Systems Interface


- HRHJV pulling fiber & ATC cable in the TCCR area
- BoS Date – March 4, 2019
- TCCR Access – February 19, 2019
- Platform Partial Access – April 9, 2019
- Conduit (GW to TCCR) – complete



Farrington Highway Stations Group

97% Complete

Substantial Completion projected for March '20
Hō'ae'ae (West Loch) Station – 97% Complete



Major Work Remaining

- Bipod Strut and Canopy Fabric
- Faregate Canopy top structure and fabric
- Landscaping

Canopy Status

- Arms – Complete
- Fabric installation – February/ March 2020

Energization Status

- Station and TPSS – Complete


Core Systems Interface

- BoS Date – March 19, 2019
- TCCR Access provided
- Platform Partial Access – March 17, 2019

Farrington Highway Stations Group

97% Complete

Substantial Completion projected for December '19
 Pouhala (Waipahu Transit Center) Station – 97% Complete



Major Work Remaining

- Moloalo Street Entrance
- Faregate Canopy top structure and fabric
- Bipod Strut and Canopy Fabric Installation

Canopy Status

- Four (9) Arms – Complete
- Final Arm Pending Re-Fabrication
- Fabric installation – March/April 2020

Energization Status

- Station and TPSS – Complete

Core Systems Interface


- BoS Date – May 19, 2019 (FDAS)
- TCCR Access provided

- Platform Partial Access – March 2019

Farrington Highway Stations Group

97% Complete

Substantial Completion projected for December '19
Hālaulani (Leeward Community College) Station – 97% Complete



Major Work Remaining

- Bipod Strut and Canopy Fabric Installation

Canopy Status

- Arms – Install Canopy Accessories
- Fabric installation – April 2020

Energization Status

- Station and GBS – Complete

Core Systems Interface

- HRHJV is currently working in the UPS room
- BoS Date – May 2019
- TCCR Access provided
- Platform Partial Access – March 2019



University of Hawaii Park and Ride - Road "B"

98% Complete

Substantial Completion projected for November '19




WOSG Group Interface

- Main power connection & tie into the UHWO Station

Major Work Remaining

- Electrical testing & acceptance of light poles & control cabinets
- Punchlist





Core Systems 67% Complete

Projected Completion
4th Quarter 2025

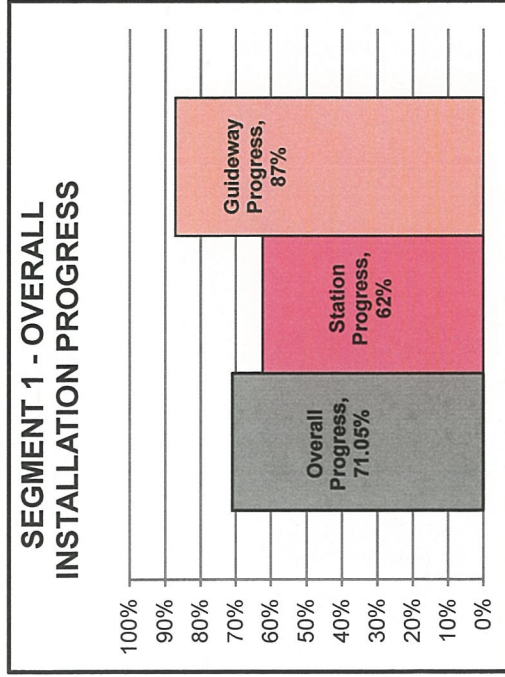


MSF Yard

- CCTV testing is ongoing
- CTS and SLAN testing is ongoing
- ACS/IDS testing is ongoing
- PIS testing is ongoing
- Wireless Communication System (WCS) preliminary test - Complete

Passenger Vehicle

- Train #1
 - Train #2
 - Train #3 and 4
 - Train #10
 - Train #11
 - Train #12
- Acceleration and break testing ongoing
ATC testing in Functional Section continues
Functional Coupling Test (TDVT22) - Complete
Connection and gangway installation continues
Delivered to site and preliminary assembly ongoing
Routine Acceptance Test (RAT) ongoing

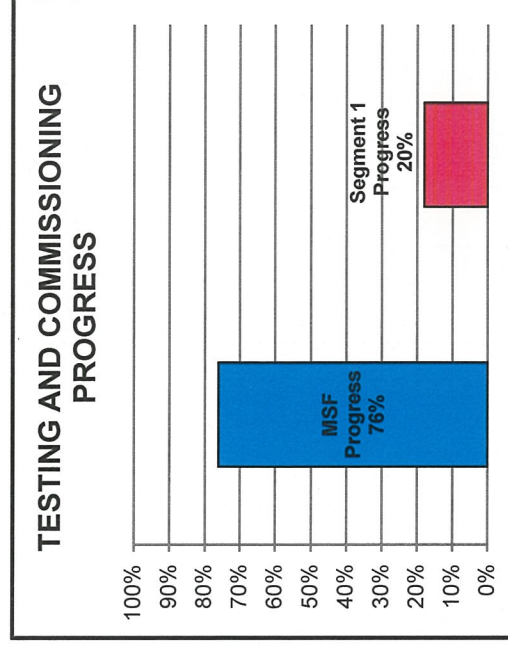


Core Systems

Interim Opening Progress

Installation
71%

Testing and Commissioning
20%



Installation

Honouliuli Station

- Communication installation continues
- FDAS installation near completion

Hō'ā'e Station

- PSG installation - Complete

Pouhala Station

- PSG electrical installation ongoing

Waiawa Station

- UPS installation - Complete

Kalauao Station

- TES cable tray installation - Complete
- Cable pulling ongoing

- UPS installation - Complete

Hālawā Station

- TEC cable tray installation - Complete
- Cable pulling

Testing and Commissioning

- PSG integration testing is ongoing at Honouliuli

- TPSS/GBS integration testing with OCC ongoing (WLO, WTC, HOP, and LCC)

- PSG testing and commissioning at Pouhala ongoing


- Collector shoe clearance test to Kualaka'i to be completed by the end of January 2020

- Train testing to from MSF to Kualaka'i to commence by January 30, 2020

- ATC Wayside testing at Waiawa and Hālawā TCCRs

Airport Guideway and Stations

59% Complete



Guideway – 62% Complete

Completed to Date

- 166/225 shafts completed (74%)
- 147/232 columns completed (63%)
- Span Erections: 71/211 spans completed (35%)
- Precast Yard Activities: 2357/2708 segments completed (87%)
- HECO Zone 3 overhead lines relocated underground

Major Work

- HECO Zone 4 Infrastructure work at Valkenburgh Street and HECO Zone 8 infrastructure work on Ualena Street
- Reach C: Street light, HDOT-A comm, water, fuel, gas, and drainage relocations on Aolele Street near the Paiea Street intersection
- Reach D: HTI and OTWC comm and wet utility relocations on Ualena Street

Airport Guideway and Stations

Makalapa (Pearl Harbor Naval Base Station) – 7% Complete

Major Work

- Design - complete
- Hammerhead Guideway Piers installed
- Subgrade work within Station ongoing
- Electrical infrastructure for SS #25 ongoing
- Elevator Slab above Makai Landing Pier ongoing



Stay Connected

- Weekly Traffic Advisories
- Weekly e-Blast
- Website and Social Media



HART WEEKLY eNEWS April 5, 2019

PROGRESS CONTINUES FOR STATIONS ALONG EWA-END OF THE PROJECT



Crews continue to make progress in completing the nine stations across the Ewa-end of the Honolulu Rail Transit Project.



HART Rapid Response

- 24-Hour Project Hotline number 808-566-2299
- Email inquiries info@HonoluluTransit.org
- Social Media inquiries

H O N O L U L U R A I L T R A N S I T P R O J E C T

WWW.HONOLULUTRANSIT.ORG

2019 HART
HONOLULU AUTHORITY for RAPID TRANSPORTATION

Mahalo!

May, Colette L

From: Kraintz, Franz <fkraintz@honolulu.gov>
Sent: Monday, January 13, 2020 10:37 AM
To: May, Colette L; 9Kosich, Frank; 'David A. K. Matlin'; Paxton Wang; Blanco, Theresa; Davy Murayama
Cc: Chan, Scott L; John Fink
Subject: [EXTERNAL] RE: REMINDER: Stadium Authority External Affairs Reports Due

Thanks Colette

DPP staff provided an informational presentation and answered question on the Halawa Area TOD Plan to the Hawaii Community Development Authority on January 8, 2020.

DPP staff will attend the meeting of the State TOD Halawa-Stadium Permitted Interaction Group on January 15.

That's about all I have. Thanks again.

Franz

From: May, Colette L [mailto:Colette.L.May@hawaii.gov]
Sent: Monday, January 13, 2020 9:51 AM
To: 9Kosich, Frank; 'David A. K. Matlin'; Paxton Wang; Blanco, Theresa; Davy Murayama; Kraintz, Franz
Cc: Chan, Scott L; John Fink
Subject: REMINDER: Stadium Authority External Affairs Reports Due

Hi All,

This is a friendly reminder to please submit your monthly report for the Stadium Authority Meeting. Please let me know if you do not have any updates this month.

Thank you so much!

Colette May
Stadium Secretary
Aloha Stadium
PO Box 30666
Honolulu, Hawaii 96820-0666
Direct: 808-483-2750
Office: 808-483-2500

HIC-TOD Report For
Stadium Authority Board Meeting
January 30, 2020

1. Permitted Interaction Group (PIG) meeting held on 1/15/20
 - a. Focus of meeting was to understand and refine various financial approaches to funding the infrastructure necessary to achieve critical State goals in TOD priority areas.
 - b. To consider district system infrastructure / district-wide utilities
 - i. Water treatment systems (waste-water, gray-water)
 - ii. Energy & cooling systems

New Aloha Stadium Entertainment District Committee (NASED)

January 17, 2020

Board Members: Brennon Morioka (Chair), John Fink, Keith AmemiyaStadium Staff: Ryan Andrews, Charles Vitale, Stephen Lee

Purpose: Update Authority on various activities concerning NASED.

1. Governance

- The draft memorandum of agreement (MOA) formalizing the roles and responsibilities of HCDA, DAGS and Stadium Authority is under review by various entities: DAGS, AG, legal consultant, etc.

2. Financial

- Financial Advisor contract is in progress.
- Meetings between the consultant team, Stadium Authority, DAGS, HCDA and Office of Budget & Finance will be scheduled to discuss procurement/financial close requirements and processes.

3. ScheduleEnvironmental Impact Statement (EIS)

- All data has been collected for various studies and draft reports are in progress.
- Anticipated completion of EIS, including public comment period by 3rd quarter, 2020.

Request for Qualifications (RFQ)

- Draft RFQ and Draft Procurement Planning Document under review by stakeholders and consultants.
- Goal is to have committee appointed and RFQ released in first quarter, 2020.

Master Planning

- First community master planning workshop occurred on Wednesday, December 18, 2019, in the stadium Hospitality Room.
- Goals were to build understanding about the project and to provide opportunity for community members to provide input to the master plan and design of the NASED.
- There were five separate (5) stations for public engagement during the workshop:
 - 1) Transportation Infrastructure (traffic, roads, parking)
 - 2) Site Program, Amenities, Recreation, Culture
 - 3) Stadium Design and Events
 - 4) Environmental and Sustainability , Surrounding Community
 - 5) Virtual Reality and Physical Models Station
- Workshop was led by the project team (Crawford Architects and the multi-disciplinary team of consultants).
- Approximately 50 individuals from the public attended and participated in the workshop.
- Two additional community master planning workshops will take place in early 2020.
- Comments were recorded and will be reviewed/considered in all planning efforts.

4. Communication and Public EngagementWebsite – Continues to be updated. www.nased.hawaii.govNeighborhood Board and Community Association Meetings

- Aliamanu/Salt Lake Board #18: Attended by project team members (DAGS, Stadium Authority, Consultant) on January 9, 2020.

New Aloha Stadium Entertainment District Committee (NASED)

January 17, 2020

▫Aiea Neighborhood Board # 20 – Attended by project team members (DAGS, Stadium Authority, Consultant) on January 13, 2020.

▫Aiea Community Association Meeting

▫Scheduled for January 20, 2020. Will be attended by project team representative.

UH Athletics – Project team members presented to UH Athletics on December 19, 2019. Goal was to share stadium program design elements and project status to date.